



General description

The PFG and PFG-S are foam making units, introducing air into the water/foam liquid solution and thus producing expanded foam. The PFG-S version has a built-in foam liquid inductor.

Application description

Foam makers are primarily used for subsurface and semi-subsurface foam systems on flammable liquid storage tanks. Other applications are foam inlet heads and pourers at tank tops where aerated foam has to be distributed through a pipeline.

Product features

- High back pressure allowed, up to 40% of inlet pressure
- Factory calibrated to customer requirements
- Can be installed vertically or horizontally

PFG-S - Additional features

- Built-in foam inductor
- Suction height up to 2.5 m
- Capable of withstanding counter-pressures up to 40% of inlet pressure

Connections

- Water inlet: flanged to fit DIN PN16 or ANSI 150lbs
- Foam inlet on PFG-S screw threaded BSP

Optional components

- Foam inlet check valve screw threaded BSP female or hose tail connection
- A number of flanges are available - please enquire
- Units available in other materials on request

Listings or approvals

- All models are Factory Mutual approved
- Russian Marine Directorate

Order information - please specify:

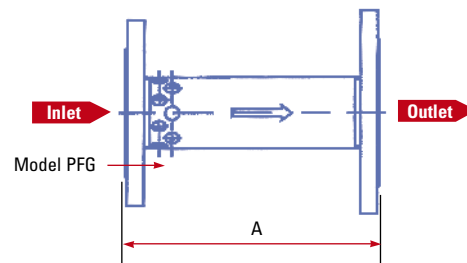
1. Part number
2. Model size
3. Capacity: flow and pressure
4. Foam induction (S-version)



PFG-50/80

PFG-80/100

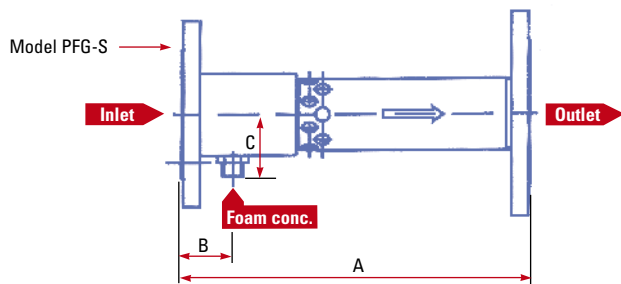
PFG-100/150



PFG-50/80 S

PFG-80/100 S

PFG-100/150 S



Description	Part No.
PFG - 50/80 DIN	144005107
PFG - 50/80 ANSI	144005204
PFG - 80/100 DIN	144008109
PFG - 80/100 ANSI	144008206
PFG - 100/150 DIN	144010103
PFG - 100/150 ANSI	144010203
PFG - 50/80 S DIN	144005508
PFG - 50/80 S ANSI	144005609
PFG - 80/100 S DIN	144008504
PFG - 80/100 S ANSI	144008607
PFG - 100/150 S DIN	144010505
PFG - 100/150 S ANSI	144010607



by Tyco Fire Suppression & Building Products

www.skum.com

Technical changes reserved without notice
Copyright © 2009 Tyco Fire Suppression & Building Products

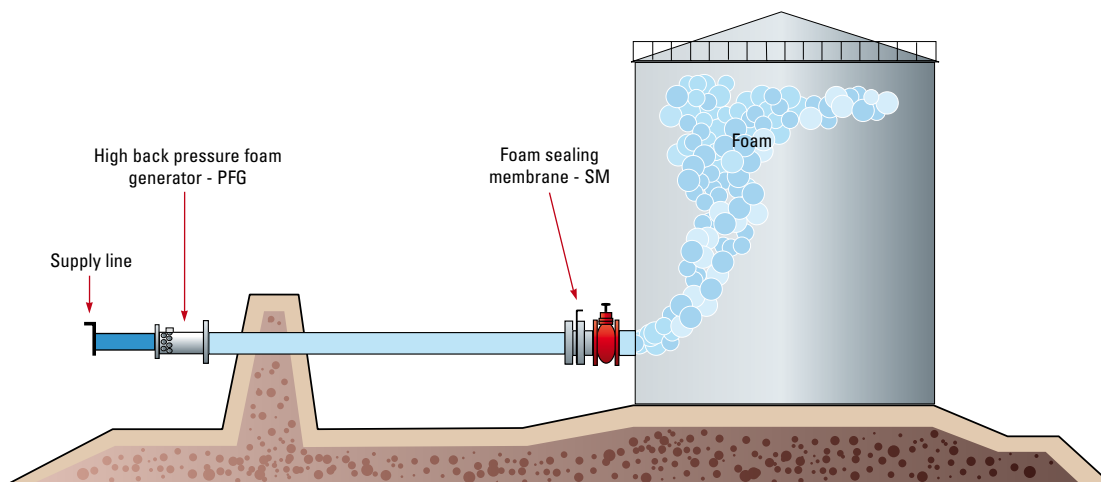
TYLENSKUM15 05/10



Performance Data						
PFG	50/80	50/80 S	80/100	80/100 S	100/150	100/150 S
Solution capacity	100-750 l/min 27-198 USGPM		750-1400 l/min 198-370 USGPM		1400-2400 l/min 370-634 USGPM	
Dimensions A	208 mm	275 mm	278 mm	355 mm	352 mm	475 mm
Dimensions B		40 mm		60 mm		69 mm
Dimensions C		42 mm		52 mm		63 mm
Connection, inlet	50 DIN PN 16 or 2" ANSI 150 lbs		80 DIN PN 16 or 3" ANSI 150 lbs		100 DIN PN 16 or 4" ANSI 150 lbs	
Connection, outlet	80 DIN PN 16 or 3" ANSI 150 lbs		100 DIN PN 16 or 4" ANSI 150 lbs		150 DIN PN 16 or 6" ANSI 150 lbs	
Connection, foam concentrate		Male 3/4" BSP		Male 1" BSP		Male 1" BSP
Induction, foam concentrate		Max 6%		Max 6%		Max 6%
Foam expansion ratio	Approx. 3:1*					
Maximum counter pressure	40% of inlet pressure					
Working pressure range	6 bar / 87 psi to 16 bar / 232 psi					
Material: Body	Bronze					
Nozzle / diffuser	Polypropylene					
Flange	Primer and red 2-component painted steel					
Weight	10 kg / 22 lbs	11 kg / 24 lbs	14 kg / 31 lbs	16 kg / 35 lbs	22 kg / 49 lbs	25 kg / 55 lbs

* Depending on foam concentrate type

1 bar = 0,1 MPa = 14,5 psi



System in operation



by Tyco Fire Suppression & Building Products

www.skum.com

Technical changes reserved without notice
Copyright © 2009 Tyco Fire Suppression & Building Products

TYLENSKUM15 05/10