

Around the Pump Inductor PI

General Description

The 'around-the-pump' inductor is a foam concentrate proportioning unit designed for connection in a by-pass between the pressure and suction side of the fire water pump. This system diverts a small part of the feed water flow through the PI, with a negligible effect on the fire water line pressure. The proportioner inducts a rich solution which becomes the required proportion in the main stream.

Commonly used in marine applications, 'around-the-pump' inductors are also used on specialised foam trucks or fixed systems where a dedicated water pump is available.

Product Features

- Manufactured using corrosion resistant materials
- Factory calibrated flow/pressure settings
- Can be set to selected flows anywhere within the PI range
- Virtually no pressure drop effect
- Cost effective, value added solution
- High quality, high reliability
- Can be installed horizontally or vertically
- Integrated suction check valve and regulating valve
- PI series ranges from 100 to 22,500 l/min system capacity and 1 to 680 l/min foam liquid suction capacity

Connections

- Water / foam inlet: flanged to fit DIN PN16 or ANSI 150 lbs or screw threaded BSP

Listings and Approvals

- Russian Maritime Register of Shipping (RMRS)
- Tanusitvany (Hungary)

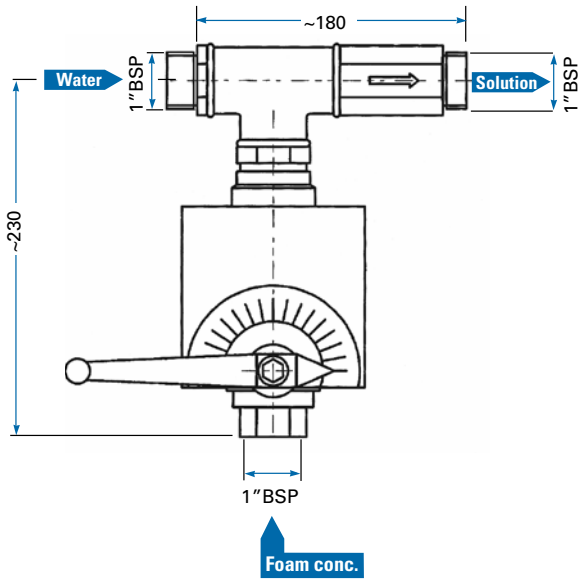


Order Information - Please Specify

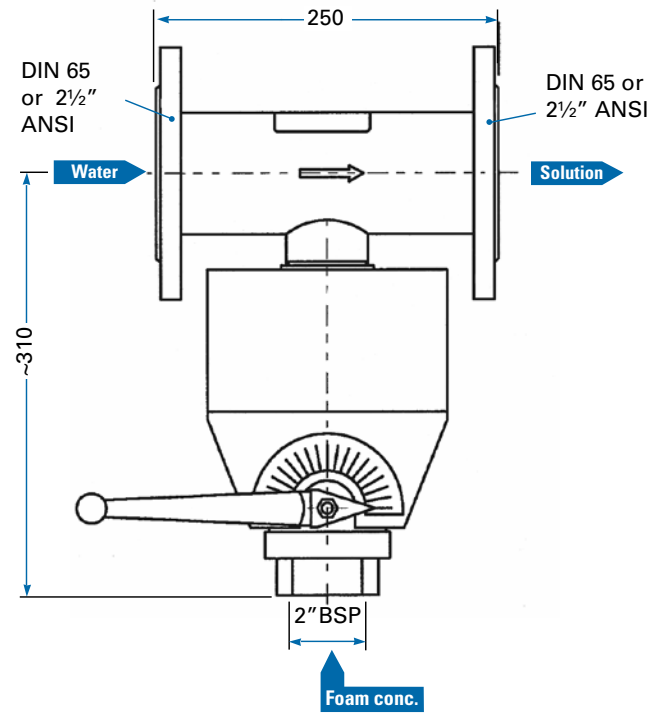
1. Part number
2. Foam induction

Part No.	Description
■ 122102105	PI-25
■ 122106106	PI-65 DIN
■ 122106203	PI-65 ANSI
■ 122210123	PI-100 DIN
■ 122210172	PI-100 ANSI

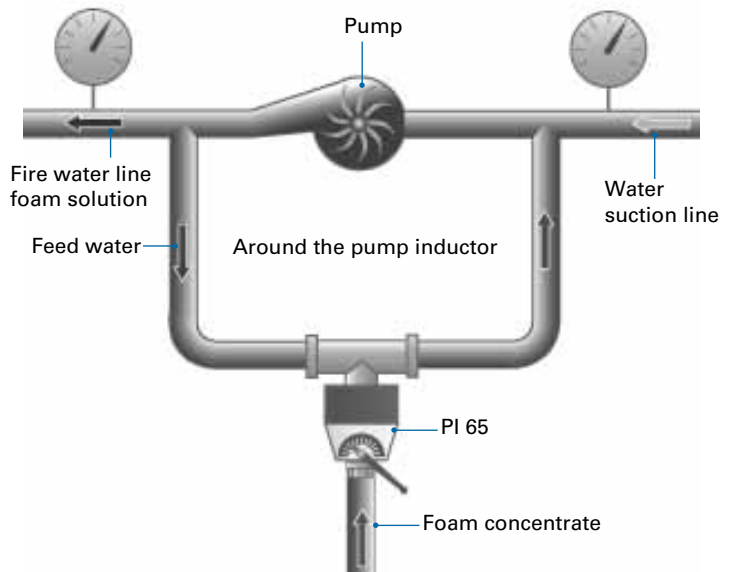
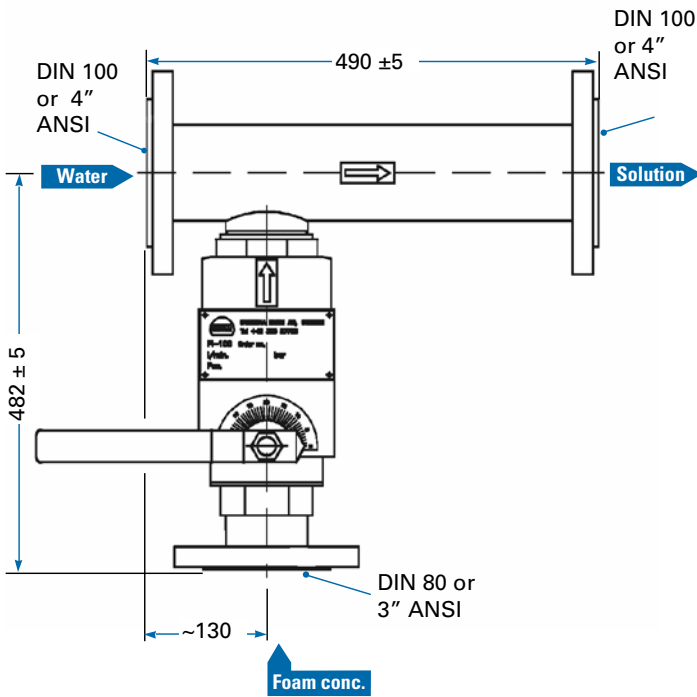
PI-25



PI-65



PI-100



Performance Data

PI-25

Feed water capacity				Max. induction capacity	
bar	psi	l/min	USGPM	l/min	USGPM
6	87	76	20	65	17
8	116	88	23	65	17
10	145	98	26	65	17
12	174	107	28	65	17

PI-65

Feed water capacity				Max. induction capacity	
bar	psi	l/min	USGPM	l/min	USGPM
6	87	230	61	255	67
8	116	267	71	255	67
10	145	300	79	255	67
12	174	327	86	255	67

PI-100

Feed water capacity				Max. induction capacity	
bar	psi	l/min	USGPM	l/min	USGPM
6	87	620	164	680	180
8	116	720	190	680	180
10	145	800	233	680	180
12	174	880	233	680	180

Specification

PI-25

Max. counter pressure	0.5 bar / 7.2 psi
Max. working pressure	16 bar / 232 psi
Connection: Water	Male 1" BSP
Connection: Foam Concentrate	Female 1" BSP
Weight	3 kg / 6.6 lbs
Material: Inductor	Brass
Material: Foam conc. valve	Brass

PI-65

Max. counter pressure	0.5 bar / 7.2 psi
Max. working pressure	16 bar / 232 psi
Connection: Water	65 DIN PN 16 or 2 1/2" ANSI 150 lbs
Connection: Foam Concentrate	Female 2" BSP or Male 2" NPT
Weight	14 kg / 31 lbs
Material: Body	Stainless steel
Material: Nozzle, diffuser	Polypropylene
Material: Valve, check valve	Brass

PI-100

Max. counter pressure	0.5 bar / 7.2 psi
Max. working pressure	16 bar / 232 psi
Connection: Water	100 DIN PN 16 or 4" ANSI 150 lbs
Connection: Foam Concentrate	80 DIN PN 16 or 3" ANSI 150 lbs
Weight	45 kg / 99 lbs
Material: Body	Stainless steel
Material: Nozzle, diffuser	Polypropylene
Material: Valve, check valve	Stainless steel
Flange	Galvanized steel

1 bar = 0.1 MPa = 14.5 psi